



Hampshire Together

*Modernising our Hospitals and Health
Services*



Hampshire and Isle of Wight
Partnership of Clinical Commissioning Groups



Hampshire Hospitals
NHS Foundation Trust



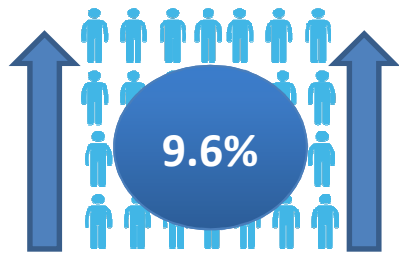
West Hampshire
Clinical Commissioning Group



Background

- Opportunity arises out of the government's programme for new hospitals – The **Health Infrastructure Plan**
- Hampshire is part of the second round - with construction aimed for **2025 to 2030**
- The money is for a new hospital. But a new building can be a catalyst for **so much more**
- We've received £5 million to start developing the plan that will deliver for **all the people** of Mid & North Hampshire

The challenges



The opportunity

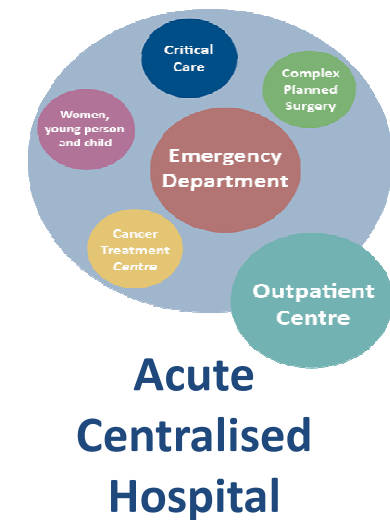
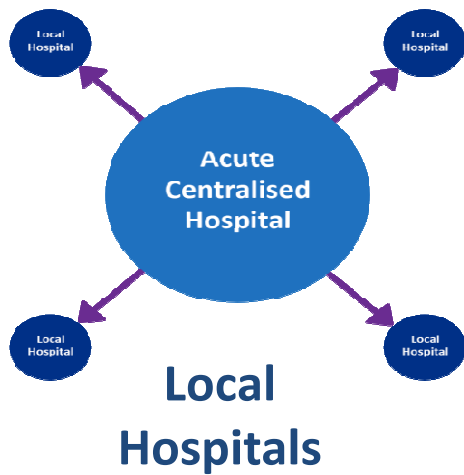


Our vision

A health, well-being and care service which will support people to access the **right care, in the right place at the right time.**

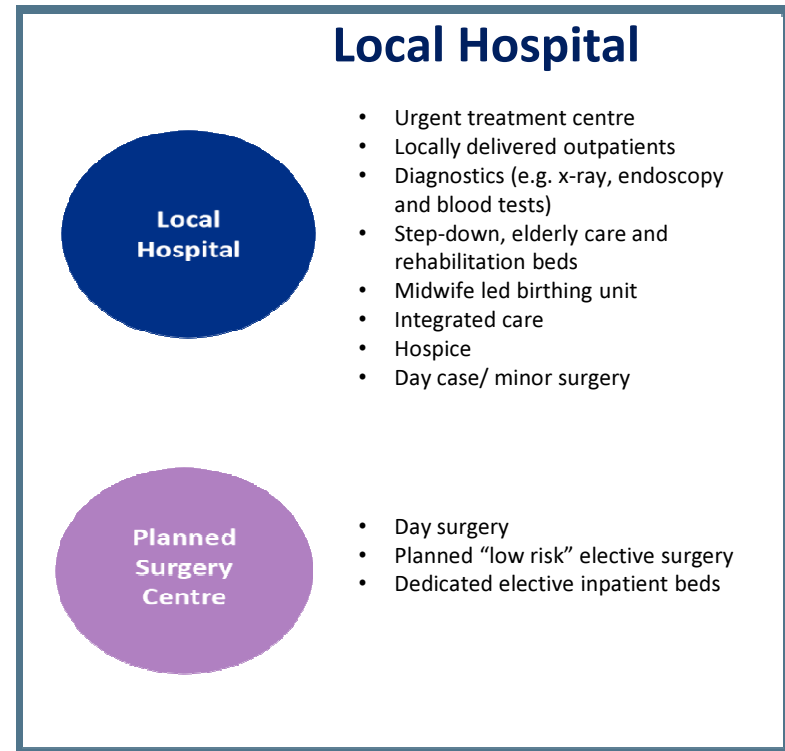
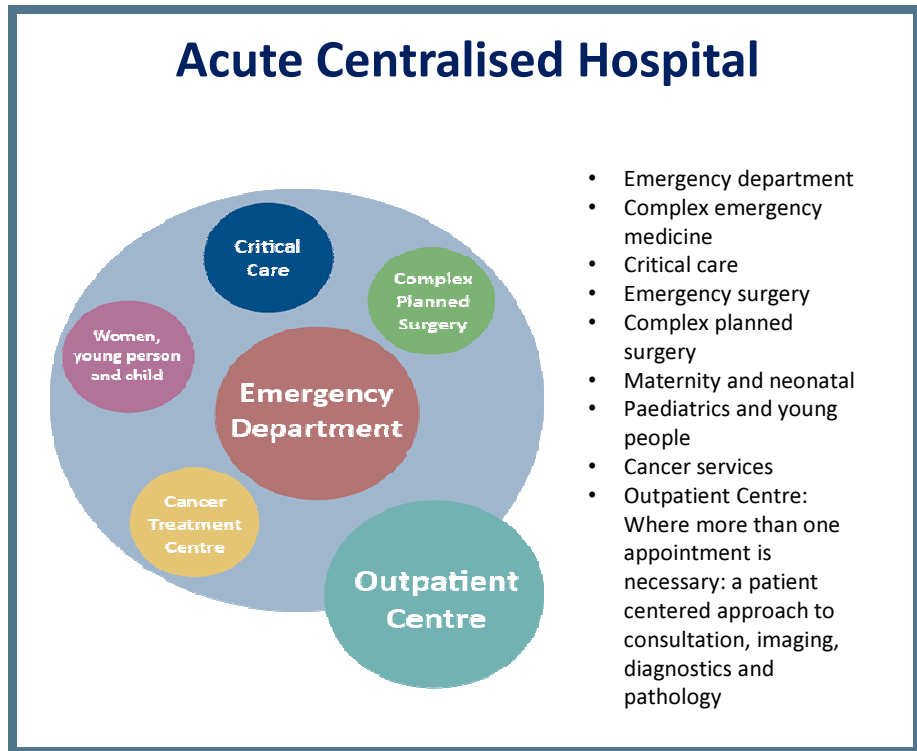


Clinical Model Options

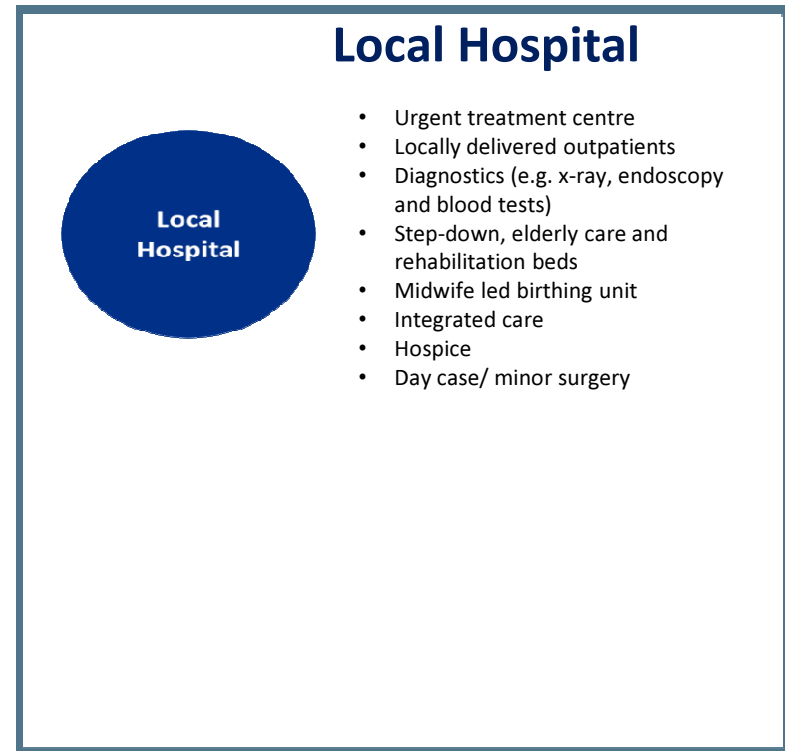
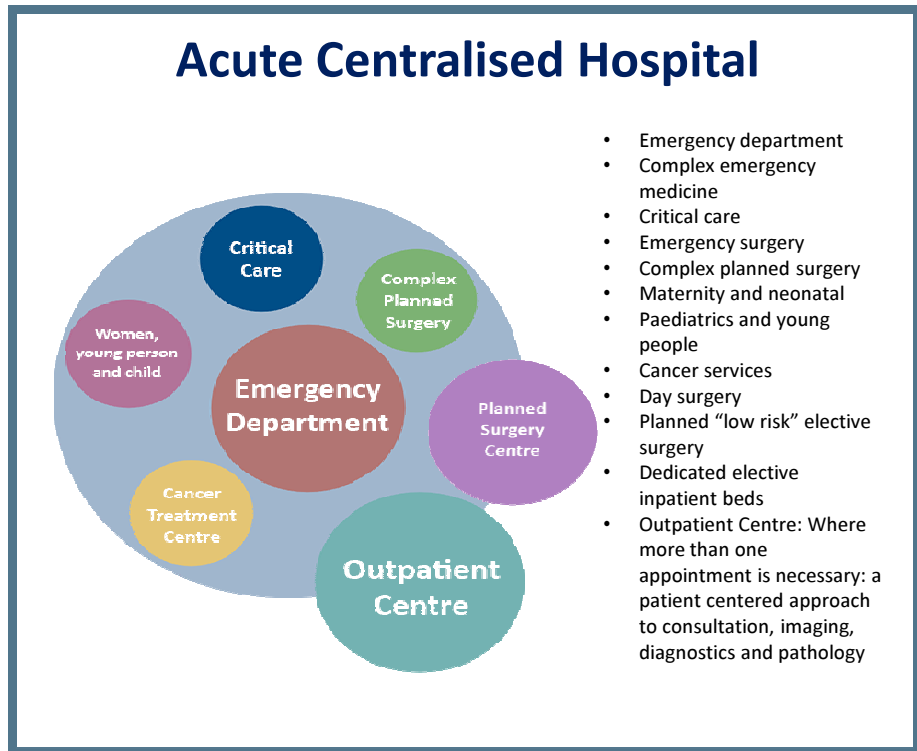


Working with integrated care teams, primary care networks and social care.

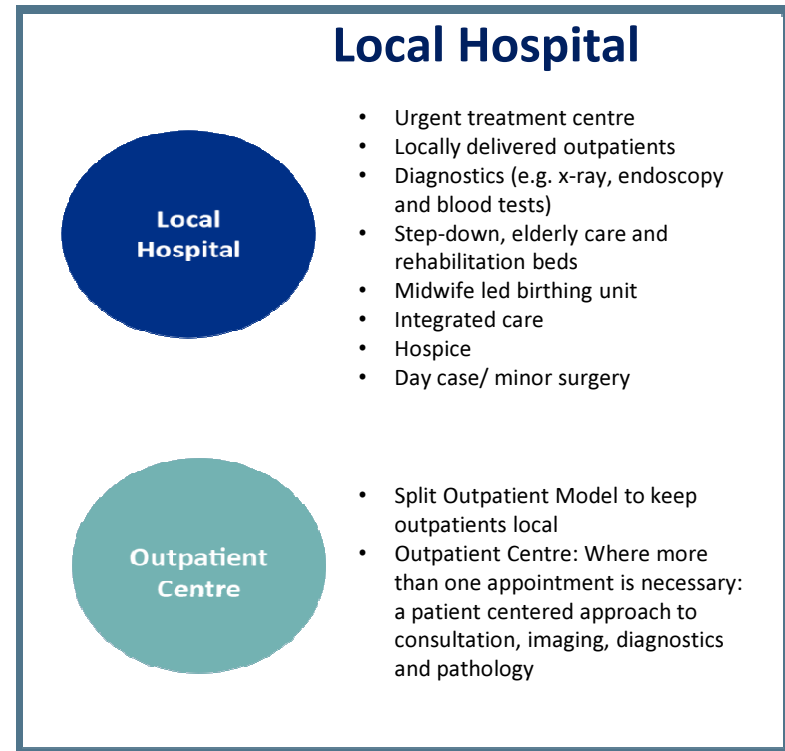
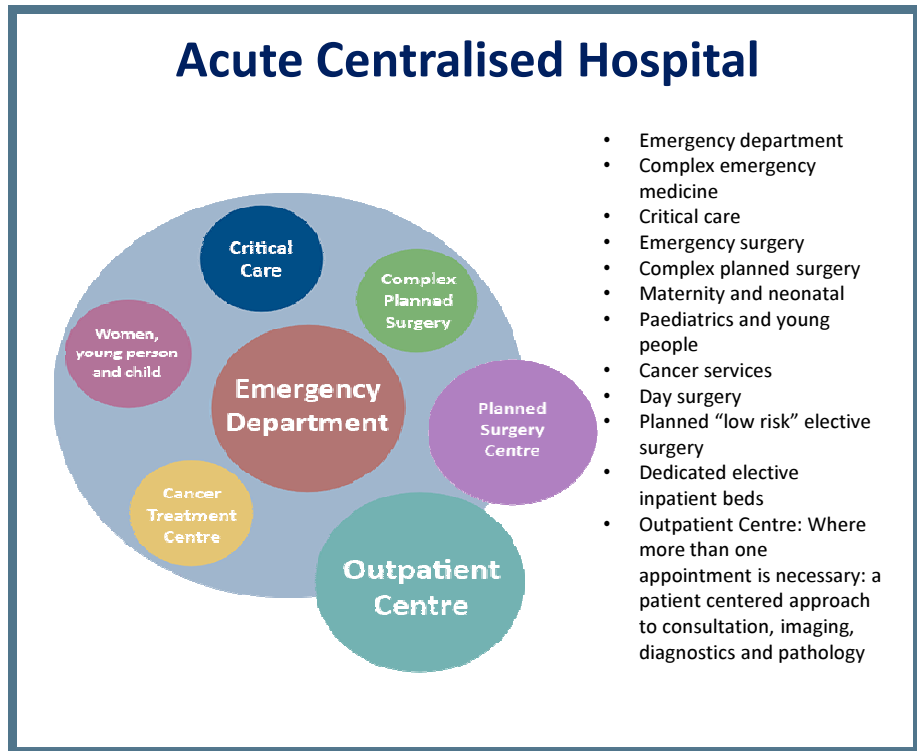
Configuration 1 – Acute Centralised Hospital and Local Hospital



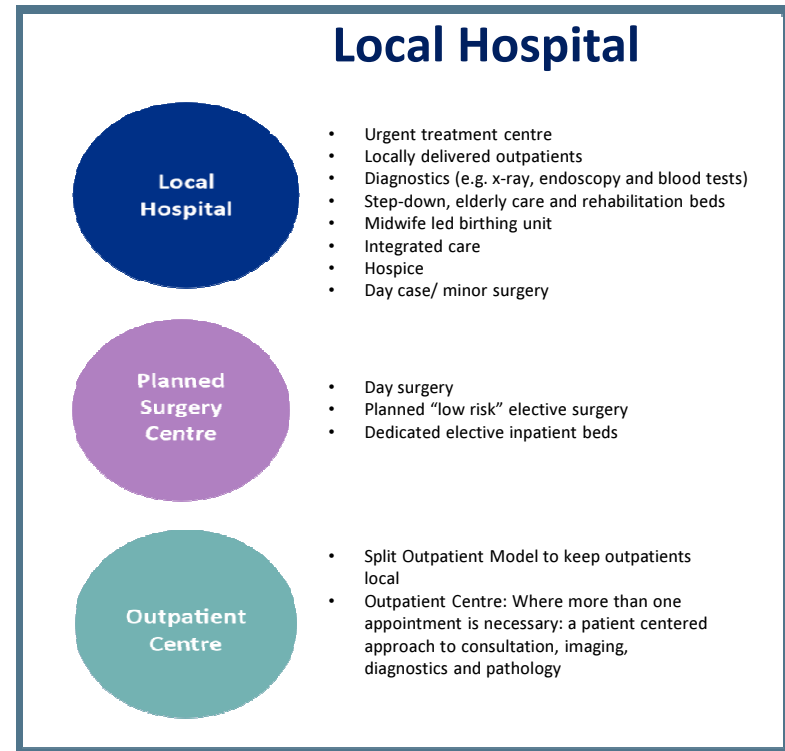
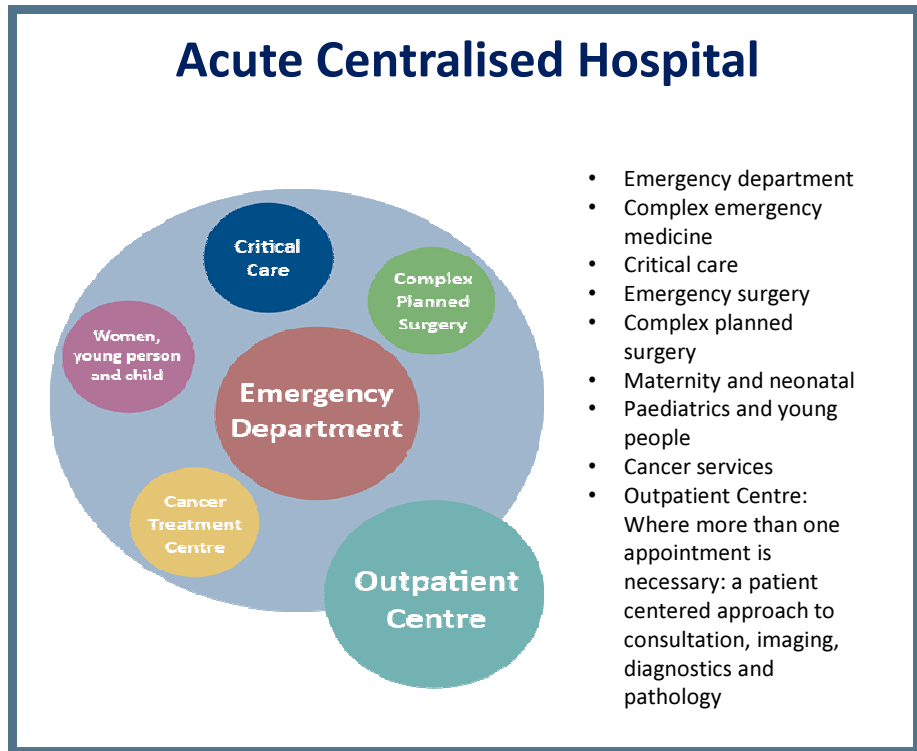
Configuration 2 – Acute Centralised Hospital and Local Hospital



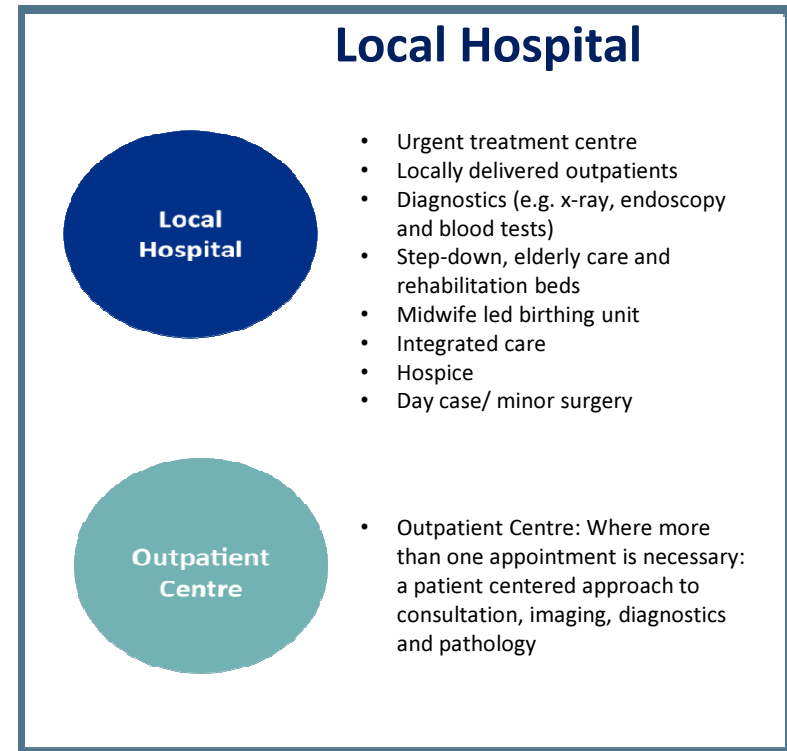
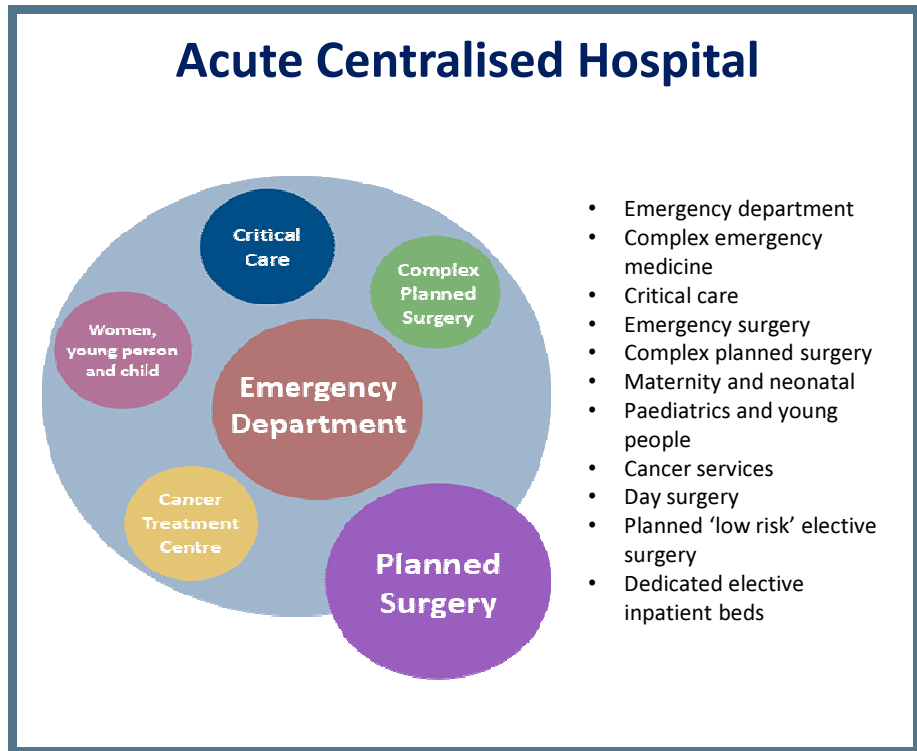
Configuration 3 – Acute Centralised Hospital and Local Hospital



Configuration 4 – Acute Centralised Hospital and Local Hospital



Configuration 5 – Acute Centralised Hospital and Local Hospital



Other options

Essential Service Reconfiguration (Do Minimum)

- Retain all current hospital sites
- Carry out essential backlog maintenance, with additional investment in sites
- Reconfiguration of at risk services

Discounted Options

- Business As Usual
- All services in one location



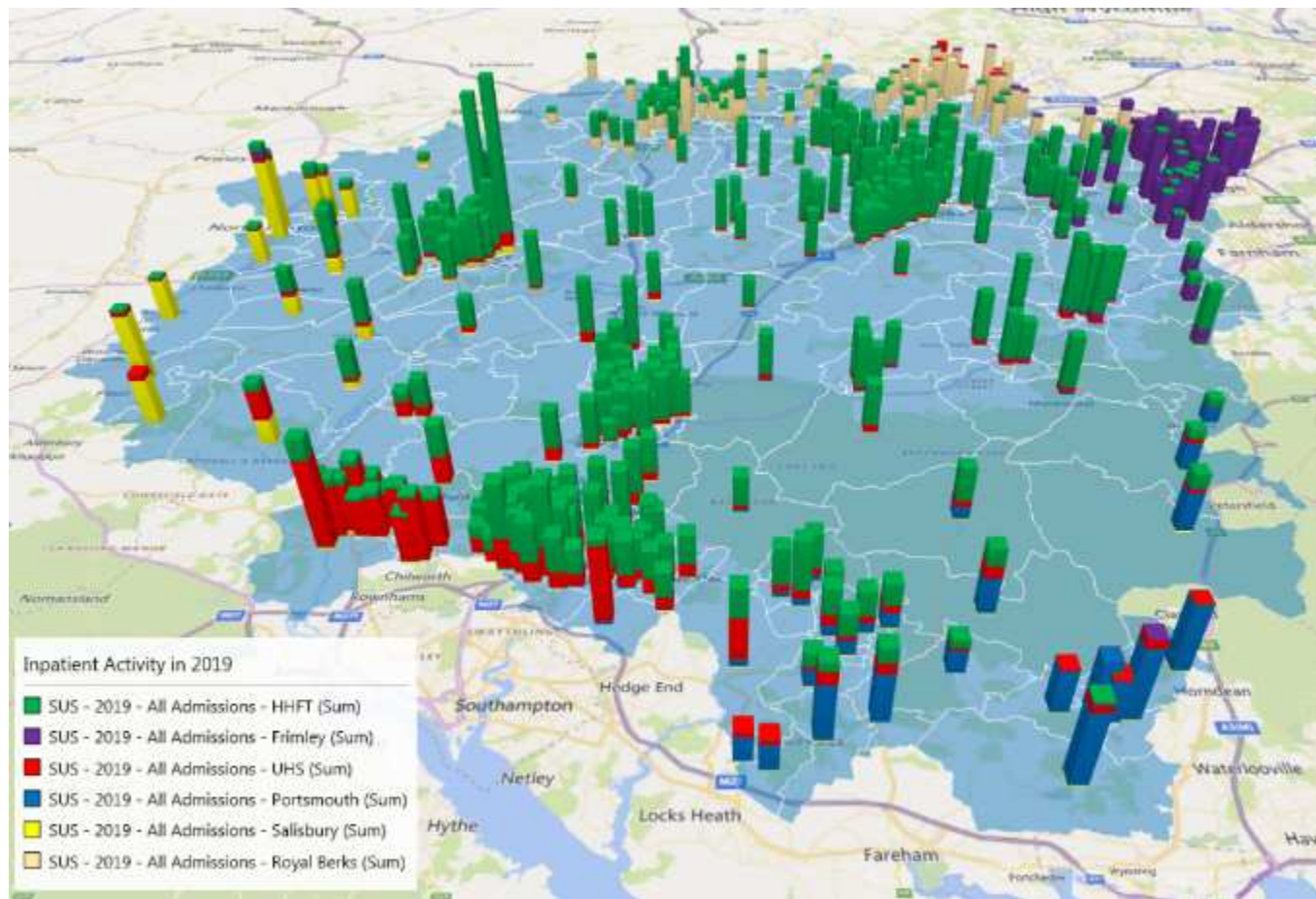
Our System

Inpatient Activity – Selected Providers (2019)

Study area of 509 LSOAs

All inpatient activity in 2019 is shown for each of the six named providers

HHFT is the dominant provider in the centre of the study area, with each of the five other providers accounting for the majority of the activity in some of the LSOAs.



Patient Flow data

Flow of patients from north and mid Hampshire to Southampton 2017-20

All Inpatient Activity								
Provider	2017/2018	2018/2019	2019/2020	Total	2017/2018	2018/2019	2019/2020	Total
UNIVERSITY HOSPITAL SOUTHAMPTON NHS FOUNDATION TRUST	5,275	5,848	5,834	16,957	4.7%	5.0%	4.8%	4.9%
SOUTHAMPTON NHS TREATMENT CENTRE	137	180	188	505	0.1%	0.2%	0.2%	0.1%
All Outpatient Activity								
Provider	2017/2018	2018/2019	2019/2020	Total	2017/2018	2018/2019	2019/2020	Total
UNIVERSITY HOSPITAL SOUTHAMPTON NHS FOUNDATION TRUST	31,166	32,345	38,468	101,979	4.8%	4.8%	5.7%	5.1%
SOUTHAMPTON NHS TREATMENT CENTRE	339	591	752	1,682	0.1%	0.1%	0.1%	0.1%
All A&E Activity								
Provider	2017/2018	2018/2019	2019/2020	Total	2017/2018	2018/2019	2019/2020	Total
UNIVERSITY HOSPITAL SOUTHAMPTON NHS FOUNDATION TRUST	5,539	6,098	5,903	17,540	4.7%	5.0%	4.7%	4.8%
SOUTHAMPTON NHS TREATMENT CENTRE	1,584	1,689	1,798	5,071	1.3%	1.4%	1.4%	1.4%
Inpatient Activity (Maternity Only)								
Provider	2017/2018	2018/2019	2019/2020	Total	2017/2018	2018/2019	2019/2020	Total
UNIVERSITY HOSPITAL SOUTHAMPTON NHS FOUNDATION TRUST	132	151	159	442	2.4%	2.8%	3.0%	2.7%
SOUTHAMPTON NHS TREATMENT CENTRE	0	0	0	0	0.0%	0.0%	0.0%	0.0%

Patient Flow data

Percentage of Hampshire Hospitals patients with home address in Southampton 2017-2020

All Inpatient Activity								
County or Unitary Authority	2017/2018	2018/2019	2019/2020	Total	2017/2018	2018/2019	2019/2020	Total
Southampton	442	463	493	1,398	0.4%	0.4%	0.4%	0.4%
All Outpatient Activity								
County or Unitary Authority	2017/2018	2018/2019	2019/2020	Total	2017/2018	2018/2019	2019/2020	Total
Southampton	1,789	1,931	1,963	5,683	0.3%	0.3%	0.3%	0.3%
All A&E Activity								
County or Unitary Authority	2017/2018	2018/2019	2019/2020	Total	2017/2018	2018/2019	2019/2020	Total
Southampton	721	852	794	2,367	0.6%	0.7%	0.6%	0.6%
Maternity Admissions Activity								
County or Unitary Authority	2017/2018	2018/2019	2019/2020	Total	2017/2018	2018/2019	2019/2020	Total
Southampton	61	41	39	141	0.9%	0.7%	0.6%	0.7%

Next steps

- November – **Shortlisting** process continues in consultation with **Options Development Group** including clinicians and patients
- December – Internal governance and assurance of **Pre-Consultation Business Case**
- Early 2021 – **Public Consultation**
- Mid-late 2021 – Final **decision on service configuration and locations** made following consultation
- 2022-2030 – Clinical pathway redesign and system transformation planned as part of **Hampshire and Isle of Wight Networked Care** programme
- 2024/2025 – If new hospital proposal is agreed, **building work** to begin
- 2026-2030 – If new hospital proposal is agreed, **facilities open**